



# INTRODUCTION TO BLUES ON THE UKULELE

LETS BEGIN IN THE KEY OF A



A6



A7 ALT.

TWO NEW CHORDS TO LEARN



SIMPLE BLUES PROGRESSION

A, A6, A7, A6, X 4

D7 //, D//, X2

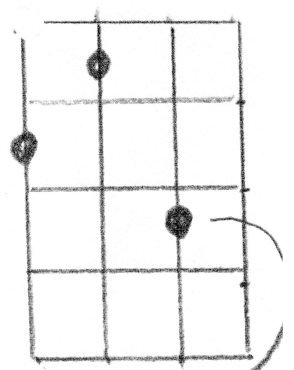
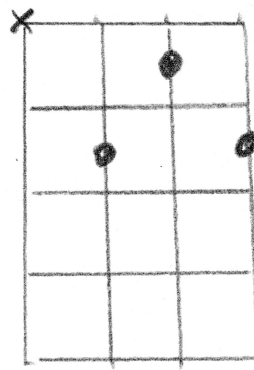
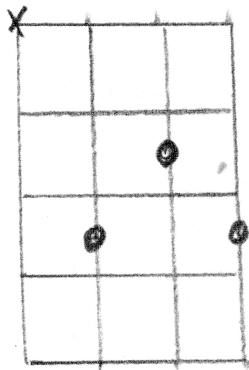
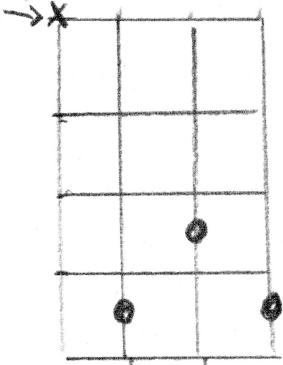
A, A6, A7, A6 X2

E7 //// X2

A/ THEN TURN AROUND. REPEAT.

TURN AROUND OPTION ONE

DONT  
PLAY

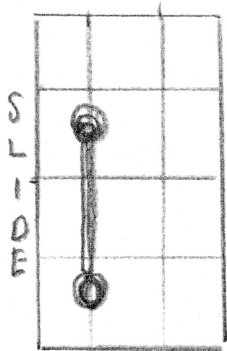


OPTIONAL



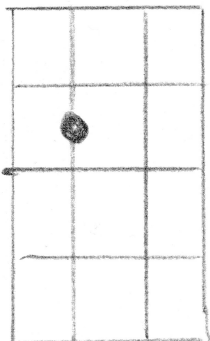


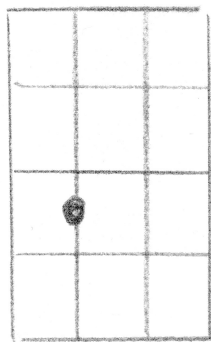




TURN AROUND OPTION TWO

PICK SINGLE NOTES ONLY FOR


THIS TURNAROUND



SLIDE




open



STRUM

HAMMER ON

HAMMER ON. SOUND THE NOTE THEN PLACE YOUR FINGER ON THE FRET ABOVE.



STRUM

SLIDE HAVE YOUR FINGER PRESSED ON THE FRET, PLAY THE NOTE THEN SLIDE YOUR FINGER UP THE FRET.